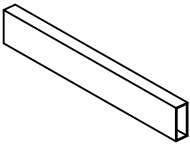
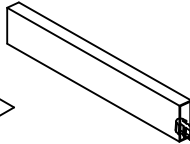



产品摆放示意图



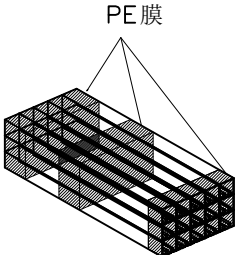

No: 1

产品装入真空管内, XXPCS/Tube
SG-XXX (XX*XX*XXmm)



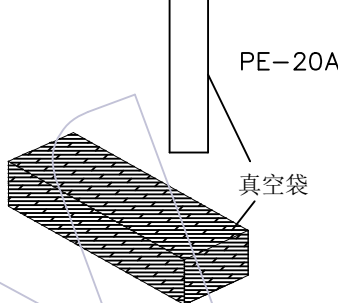

No: 2

塞塑胶塞



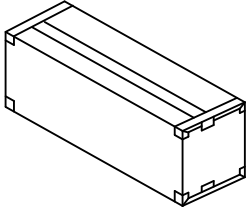
No: 3

XX管为一扎
用PE膜固定每扎真空管两端及中间,
包住两端利角, 以防划破胶袋



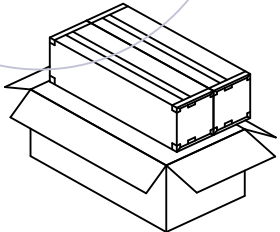
No: 4

将XX扎包扎好的真空管装入真空袋,
外加2包干燥剂, 机台抽真空
PE-20A规格: 35*95cm



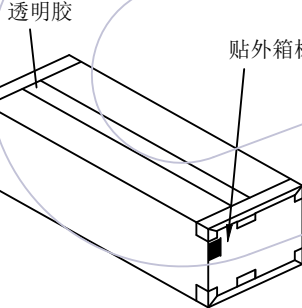
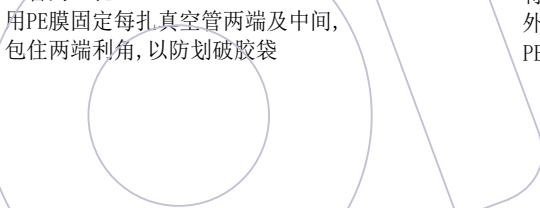
No: 5

将抽真空的产品, 放入内箱
(XX扎/内箱, XXPCS/内箱) 封箱
内箱规格: CTN-10A (63*15*17CM)



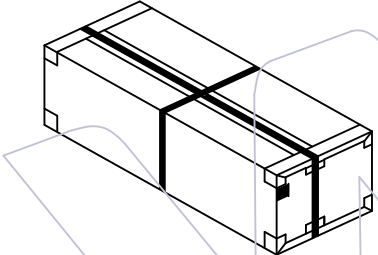
No: 6

内箱放入外箱
(2内箱/外箱, XXXPCS/外箱)
外箱规格: CTN-10C (双坑 65*33*19CM)



No: 7

封箱及贴标签于外箱侧面的左上角



No: 8

打包装带

- 说明:
1. 产品如图所示型态放入真空管
 2. 注意各标签样式, 位置及方向的一致性
 3. 打外箱包装带时需注意, 打为十字型. 另出国内客户不做打包装带
 4. 如产品具有方向性, 产品摆放方向每管每箱均要统一.
 5. 当订单数量不足一内箱数量时, 内箱可充当外箱使用, 并贴标签

变更
记
事

版本	日期	变更说明	变更	核准	零件图	颜色	材质	设计	审核	核准	SCALE	FIT
A0	2022/07/13	NEW			X.	颜色	——				UNIT	mm
					X.X	材质	——				SIZE	A4
					X.XX	设计	苏 珊	2022/07/13			SHEET	1/1
					X.XXX	审核					PROJ.	◆
					Angle	核准						
					X.	核准						
					DIM	APPROVE						

WCON
WCON ELECTRONICS (GUANGDONG) CO. LTD
料号 PART NO. 3110-XXPXXBK00XX
品名 TITLE: 2.54 BOX HEADER 180°
H=9.0 (PRESS FIT)